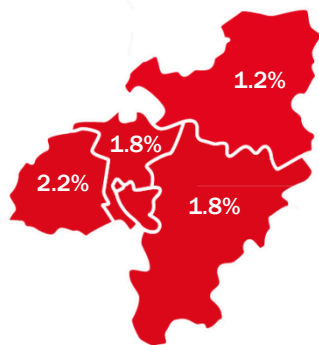


URI, SCHWYZ & UNTERWALDEN: Where are the founders of Switzerland today?

"Traditional yet highly innovative"

Success

GDP growth above the Swiss average of 1.4%
Reales GDP growth (2007-2017, in %, p.a.)



Agriculture

Agriculture of the **original cantons** (mean value) in comparison to the whole of Switzerland

Employees in % of the canton
4.5% vs. 2.5%

Value added in % of the canton
1.2% vs. 0.7%

Tourism

Tourism of the **original cantons** (mean value) in comparison to the whole of Switzerland


Employees in % of the canton
5.5% vs. 4.5%

Value added in % of the canton
2.1% vs. 1.7%



Innovation

Export hits and who is behind them



Maxon Motor (OW)



Pilatus (NW)



Victorinox (SZ)

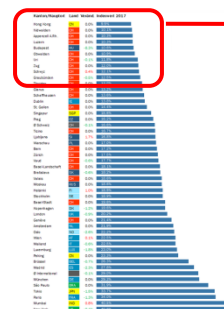


Dätwyler (UR)

Competitiveness

Corporate tax burden at the top internationally and well below the Swiss average

BAK Taxation Index for Corporations 2017



Canton/Capital	Ctry.	Change	Index value 2017
Hong Kong	CN	0.0%	9.9%
Nidwalden	CH	0.0%	10.1%
Appenzell A.Rh.	CH	0.0%	10.3%
Lucerne	CH	0.0%	10.3%
Budapest	HU	-8.3%	10.6%
Obwalden	CH	0.0%	10.9%
Uri	CH	-0.1%	11.8%
Zug	CH	0.0%	12.0%
Schwyz	CH	0.4%	12.1%